


# Story Times

**Family story times** are designed for families with children of all ages. Children must be accompanied by a participating adult. These programs often feature stories, music, rhymes and a free craft activity.

**Toddler Lapsit story times** are designed for children, ages 1 to 3 only, with participating adults. These programs often feature books, songs and activities that encourage early literacy.


**“Super Saturday” story times** are family story times designed with the working parent and/or school-aged child in mind and are offered every Saturday at RT Jones Library in Canton and once a month at the Gilmer County Library. Children must be accompanied by a participating adult. These programs are a repeat performance of that week’s story times but may not include a craft activity.




## Youth Services Blog

<http://srlstorytime.blogspot.com>

In our exciting new blog, we hope to keep you up-to-date on the most current events and happenings at your local library, including craft activities, special presentations, new books and guest speakers! If you would like to receive an email each time the blog is updated, go to our blog and click on our email link to subscribe.



# Sneak Peek Into February



Look out for our Fine,  
Feathery Friends!  
@ Woodstock Library



## Important Phone Numbers

Ball Ground Public Library	770-735-2025
Gilmer County Library	706-635-4528
Hickory Flat Public Library	770-345-7565
Pickens County Library	706-692-5411
Rose Creek Public Library	770-591-1491
R.T. Jones Memorial Library	770-479-3090
Woodstock Public Library	770-926-5859

Sequoyah Regional Library System

# January 2012 Youth Events



Serving Cherokee, Pickens, and Gilmer Counties

## Paper Plate Snowman Craft

Make a jumbo snowman for your front door or a smaller one for your room. Either way, you will really enjoy this fun winter craft!

### What you'll need:

3 miniature paper plates  
Orange & black paper  
2 black chenille stems  
1 white chenille stem  
Light blue chenille stem  
2 large green pom poms  
Scrap material for scarf  
3 medium sized buttons  
Black marker  
Pink crayon  
White craft glue  
Tape



### How to make it:

Line the paper plates up like a snowman, one above the other. The plates should be front side down. Use a pen to poke a hole at the bottom of the top plate, about 1/2" above the lip of the plate.

On the second plate, poke two holes, one at the top and one at the bottom, again, about 1/2" above the lip.

On the last plate, poke only one hole at the top.

Cut white chenille stem into thirds. Insert one of those chenille pieces into the hole on the first plate. Take the other end of that chenille piece and poke it through the top hole of the second plate. This will join the two plates together. Twist the ends of the chenille together snugly at the back side of the plates. Use a piece of tape to secure the chenille ends down and cover the holes so that they don't rip.

Take another third of the chenille and poke it through the holes at the bottom of the middle plate and the top of the bottom plate. Repeat the twisting and taping process from step #4. Save the last third of the chenille stem for a different project.

Cut a long triangle out of orange construction paper for the nose, round the edges if you like. Glue to the center of the first paper plate.

Use black marker to draw on eyes and mouth. Use pink crayon to color a cheek. Cut the blue chenille stem (if needed) to fit around the top of the first paper plate. This will form the band for your snowman's ear muffs. Glue to the plate and then glue the green pom poms at each end for the muffs.

Glue three buttons to the center paper plate. Cut two simple boots from black construction paper and glue to the bottom plate. Tie a piece of scrap material around the snowman's neck for a scarf and enjoy your new friend!

# January



## Story Times

### Story Time Dates & Times

Please note that story times have changed! Be sure to update your plans accordingly. Thanks!

Tuesday		
RT Jones	Family Story Times	10:30 am & 3:30 pm
Rose Creek	Family Story Time	10:30 am
Pickens	Family Story Time	3:00 pm

Wednesday		
RT Jones	Lapsit Story Time*	10:30 am
Woodstock	Lapsit Story Time*	10:30 am & 11:30 am
Gilmer	Family Story Time	10:00 am
Pickens	Lapsit Story Time*	10:30 am
Pickens	Family Story Time	3:00 pm

Thursday		
Ball Ground	Family Story Time	10:30 am
Hickory Flat	Family Story Times	10:30 am & 3:30 pm
Woodstock	Family Story Times	10:30 am & 3:30 pm

"Super Saturday"		
Gilmer County Library (once a month)		
Family Story time	January 7 @ 10:30 am	A Winter's Day
RT Jones Memorial Library (every Saturday)		
Family Story time	10:30 am	

Spanish story time	RT Jones
Family Story Time	January 28@ 10:30 am

### Story Themes

#### Cherokee County Libraries:

Week of:	
January 2	Polar Pals
January 9	Let's Look at Pockets
January 16	Mice are Nice
January 23	I Don't Feel So Good
January 30	Sweets for Our Sweets

#### Gilmer County Library:

January 4	Snow Fun
January 11	Stray Cats
January 18	Dizzy Dogs
January 25	Pig-A-Plenty

#### Pickens County Library:

January 3 & 4	Hats on Our Heads
January 10 & 11	Let It Snow!
January 17 & 18	Dancing Feet
January 24 & 25	Sneezes and Sniffles
January 31	Playful Penguins

\* All story times begin promptly at scheduled time; please arrive early to avoid any disruption. Woodstock and RT Jones lapsit story times will be limited to the first 15 children (plus their caregiver) to arrive and the doors to the program will be closed when the program begins.

## Puppet Show: Little Red Riding Hood

January 17 @ 4:00PM

Gilmer Library

Oh my! What happens when wolf tries to trick Little Red Riding Hood out of the kumquat jelly she is taking to her sick grandmother in this funny take on the classic story - followed by a craft - all ages with adult.

## Lego Club: Rockets, Spaceships and Aliens

January 15 @ 3:00PM

Woodstock Library

Does your child love LEGOS? A new LEGO CLUB is starting at the Woodstock Public Library the third Sunday of each month from 3:00 - 4:30 PM in the Children's Area. Each month the club will have a different theme and children will work as individuals or on teams constructing their LEGO masterpieces. The creations will be displayed in the library until the next month's LEGO CLUB meeting. If you have gently used LEGOS to donate please drop them by the Woodstock Library. We are in desperate need of LEGOS for our club.